







Last Day to ORDER - November 9 / 2025.






Bells Corners Public School







CLOTHING FUNDRAISER ORDER FORM FALL 2025




Taxes are included in pricing. ~~Please pay by cash/cheque, or through school cash online~~

Deadline for order submission: November 9, 2025.

Item	Size	Item	Size
Gildan 100% Cotton T Printed Full Front LOGO A -red print: white shirts -white print: red & pink shirts	Circle Size: Youth XS S M L XL Adult S M L XL 2X Shirt colour: _____	Gildan 100% Cotton T Printed Full Front LOGO B -red print: white shirts -white print: red & pink shirts	Circle Size: Youth XS S M L XL Adult S M L XL 2X Shirt colour: _____
 <i>White</i>		 <i>White</i>	
 <i>Red</i>	Qty: _____ Size: _____ (ex YM or AS)	 <i>Red</i>	Qty: _____ Size: _____ (ex YM or AS)
 <i>Pink</i>	Youth \$18 Adult S-XL \$18 Adult 2X \$20	 <i>Pink</i>	Youth \$18 Adult S-XL \$18 Adult 2X \$20

Item	Size	Item	Size
Gildan 100% Cotton T Printed Full Front LOGO C -red print: white shirts -white print: red & pink shirts	Circle Size: Youth XS S M L XL Adult S M L XL 2X Shirt colour: _____ Qty: _____ Size: _____ (ex YM or AS) Youth \$18 Adult S-XL \$18 Adult 2X \$18	Gildan 100% Cotton T Printed Front <u>and</u> Back LOGO D -white print: pink shirts	Circle Size: Youth XS S M L XL Adult S M L XL Shirt colour: _____ Qty: _____ Size: _____ (ex YM or AS) Youth \$26 Adult S-XL \$26
<div>White</div>   <div>Red</div>  <div>Pink</div>		<div>Pink</div>  	

Item	Size	Item	Size
Gildan 50/50 PolyCotton Hoodies Printed Full Front LOGO A	Circle Size:	Gildan 50/50 PolyCotton Hoodies Printed Full Front LOGO B	Circle Size:
-red print: white hoodies	Youth	-red print: white hoodies	Youth
-white print: red & pink hoodies	S M L XL	-white print: red & pink hoodies	S M L XL
Youth \$		Youth \$	
Adult \$		Adult \$	
Adult		Adult	
S M L XL 2X		S M L XL 2X	
Shirt colour:		Shirt colour:	
_____		_____	
Qty: _____		Qty: _____	
Size: _____		Size: _____	
(ex YL or AM)		(ex YL or AM)	
Youth \$45		Youth \$45	
Adult S-XL \$45		Adult S-XL \$45	
Adult 2X \$48		Adult 2X \$48	
<i>White</i> 		<i>White</i> 	
<i>Red</i> 		<i>Red</i> 	
<i>Pink</i> 		<i>Pink</i> 	

Item	Size
<p>Gildan 50/50 PolyCotton Hoodies Printed Full Front LOGO C</p> <p>-red print: white hoodies</p> <p>-white print: red & pink hoodies</p> <p>Youth \$</p> <p>Adult \$</p> <p><i>White</i></p>  <p><i>Red</i></p>  <p><i>Pink</i></p> 	<p>Circle Size:</p> <p>Youth</p> <p>S M L XL</p> <p>Adult</p> <p>S M L XL 2X</p> <p>Shirt colour:</p> <p>_____</p> <p>Qty: _____</p> <p>Size: _____</p> <p>(ex YL or AM)</p> <p>Youth \$45</p> <p>Adult S-XL \$45</p> <p>Adult 2X \$48</p>

Student Name: _____ Teacher/Classroom: _____ Total \$ _____

Parent/Guardian: _____ Email/Phone _____



OTTAWA-CARLETON
DISTRICT SCHOOL BOARD

SCHOOL CASH ONLINE

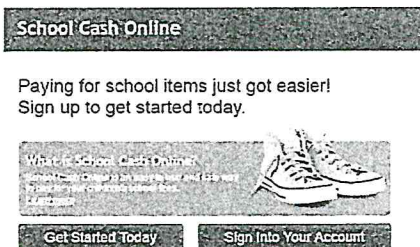
STEP-BY-STEP GUIDE ON HOW TO REGISTER

The Ottawa-Carleton District School Board has started rolling out School Cash Online, an easy to use, safe and convenient way for parents and guardians to pay for their children's school fees, such as field trips.

Want to say goodbye to writing cheques or sending your child with cash? Sign up today, it takes less than five minutes to register. Please follow these step-by-step instructions.

STEP 1: REGISTER

- If you have not registered, please go to the School Cash Online home page <https://ocdsb.schoolcashionline.com/> and select the "Get Started Today" option.
- Complete each of the three registration steps. For security reasons, your password requires 8 characters, one uppercase letter, one lowercase letter and a number.



STEP 2: CONFIRMATION EMAIL

A registration confirmation will be emailed to you. Click on the link provided inside the email to confirm your School Cash Online account. The confirmation link will open the School Cash Online site prompting you to sign into your account. Use your email address and password just created with your account.

STEP 3: ADD A STUDENT

This step will connect your children to your account.

- Enter the School Board Name: Ottawa-Carleton District School Board.
- Enter the School Name.
- Enter Your Child's Legal First and Last Name and Birth Date. Skip the Student Number.
- Select Continue.
- On the next page confirm that you are related to the child, check the Agree box and select Continue.
- Your child has been added to your account.

If you have more children, select "Add Another Student" and repeat the steps above. Eight children can be added to one parent account. If you do not wish to add additional children, select the "View Items For Students" option. A listing of available items for purchase will be displayed. Stay connected by selecting "Yes" to email notifications about upcoming fees.

NOTE: If you require assistance, select the SUPPORT option in the top right hand corner of the screen, contact the School Cash Online Parent Help Desk at 1-866-961-1803 or email: parenthelp@schoolcashionline.com